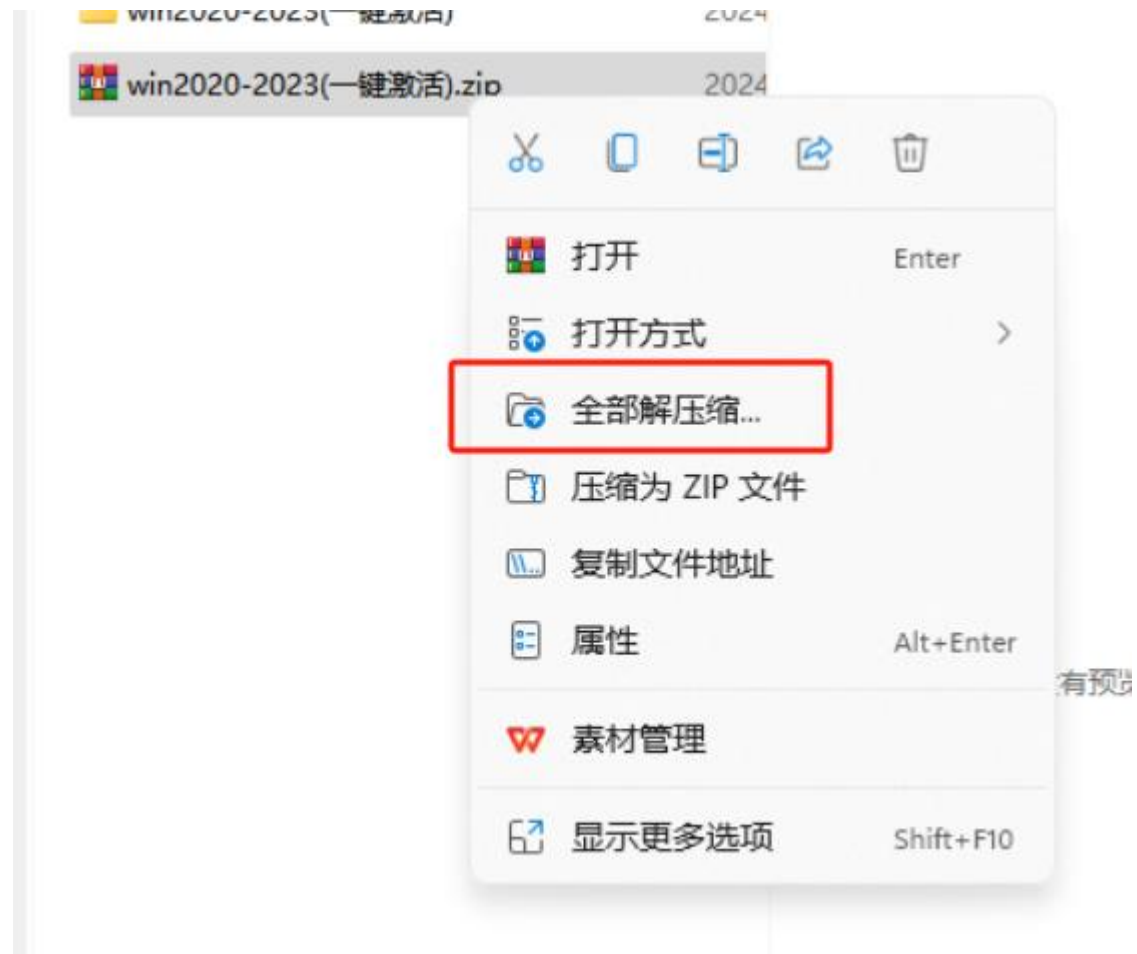
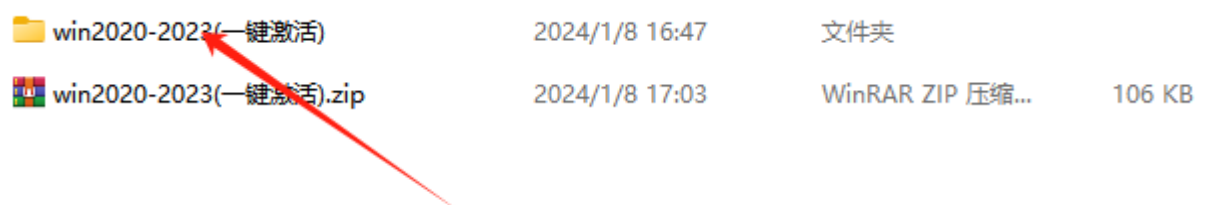


提示:先安装软件打开后关闭,在执行激活操作












解压后会多个文件夹,从文件夹打开

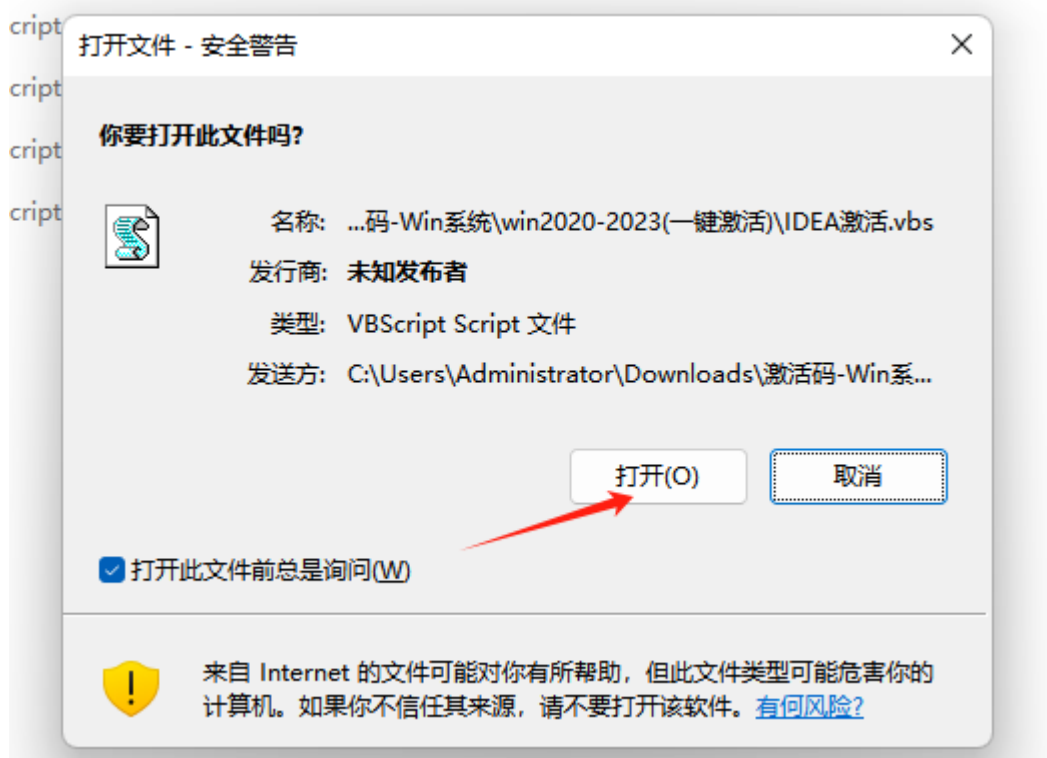


要激活哪款软件就打开对应的激活脚本

比如:idea 就运行 idea 激活

	CLion激活.vbs	2024/1/8 16:47	VBScript Script ...	3 KB
	DataGrip激活.vbs	2024/1/8 16:47	VBScript Script ...	3 KB
	DataSpell激活.vbs	2024/1/8 16:47	VBScript Script ...	3 KB
	GoLand激活.vbs	2024/1/8 16:47	VBScript Script ...	3 KB
	IDEA激活.vbs	2024/1/8 16:47	VBScript Script ...	3 KB
	PhpStorm激活.vbs	2024/1/8 16:47	VBScript Script ...	3 KB
	PyCharm激活.vbs	2024/1/8 16:47	VBScript Script ...	3 KB
	Rider激活.vbs	2024/1/8 16:47	VBScript Script ...	3 KB
	WebStorm激活.vbs	2024/1/8 16:47	VBScript Script ...	3 KB

点击打开



显示下面弹窗则激活成功，点击确定即可

各类计算机课程（java, python, go, c++, linux, 嵌入式, 网络安全等等）：
<https://kakatu.top/m?s=data>



Success!!! Now you can enjoy IntelliJIdea to 2099

确定